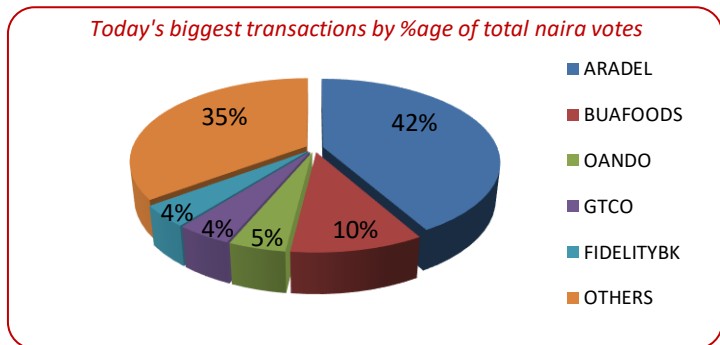
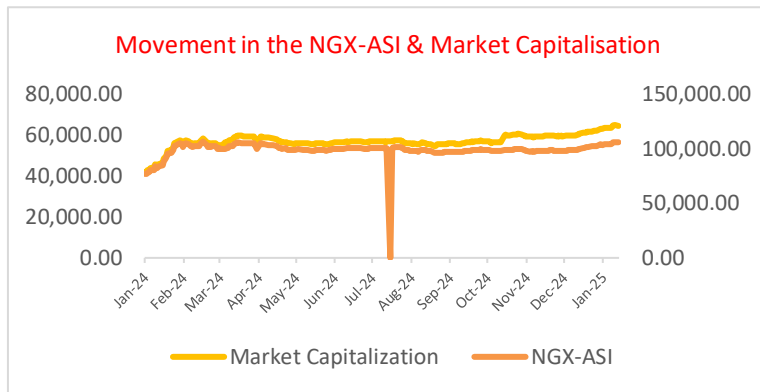




Rebounds in Midweek Trading by 0.57% as Market Cap Nears N65trn, Naira Appreciates by 0.79% at the Official Market....

The local stock market closed midweek on a positive note, as the All-Share Index gained 0.57% to settle at 104,549.74 points, pushing the year-to-date return to 1.58%. Market capitalization mirrored this growth, rising by 0.57% to N64.52 trillion, driven by the release of full-year 2024 financial results from listed companies. This added N364.7 billion in gains to the equities market by the end of the session. Despite the overall positive sentiment, market breadth remained negative, with 38 decliners outpacing 26 advancers. Leading the gainers were ARADEL, CHELLARAM, STANBIC, UPL, and DAARCOMM, which surged by 10.00%, 9.98%, 9.92%, 9.64%, and 9.09%, respectively. On the flip side, MCNICHOLS and CAVERTON led the laggards with a 10.00% decline each, followed by THOMASWY (-9.80%), VERITASKAP (-9.79%), and CONHALLPLC (-9.00%). Sectoral performance was largely positive, with the Banking, Consumer Goods, Oil & Gas, Industrial Goods, and Commodity indices posting gains of 0.75%, 0.81%, 3.34%, 0.01%, and 1.91%, respectively. However, the Insurance sector declined by 1.65%. Trading activity remained robust, as the number of deals and total value traded increased by 4.47% and 9.99% to 16,256 deals and N15 billion, respectively. Conversely, total volume fell by 22.24% to 42.162 million units. UNIVINSURE was the most traded stock by volume, with 33.6 million units exchanged across 189 deals, while ARADEL led in value, contributing N6.3 billion to the day's transactions.



MARKET STATISTICS	CLOSE	PREVIOUS	TODAY'S%	YTD %
All Share Index (ASI)	104,549.74	103,958.75	0.57	1.58
Deals	16,256	15,561	4.47	
Volume (millions)	421,617,585	542,229,692	(22.24)	
Value (₦' Millions)	14,997,783,226	13,636,085,330	9.99	
Market Cap (₦' billions)	64,520,829,169,719	64,156,114,411,883	0.57	2.80

SECTORED INDICES	CLOSE	PREVIOUS	TODAY'S % Δ
NGX BANKING	1,209.85	1,200.82	0.75
NGX INSURANCE	711.85	723.81	-1.65
NGX CONSUMER GOODS	1,779.12	1,764.90	0.81
NGX OIL/GAS	2,735.47	2,646.94	3.34
NGX IND	3,227.55	3,227.16	0.01
NGX COMMODITY	1,004.86	985.98	1.91

Source: NGX, Cowry Research

TENOR	NIBOR as @ 29/01/2025	NIBOR as @ 28/01/2024	PPT
Overnight	27.6667	26.8571	0.81
1 Month	27.2496	27.3548	-0.11
3 Months	28.1832	28.4561	-0.27
6 Months	29.0757	28.9279	0.15

Source: FMDQ

TENOR	NITTY as @ 29/01/2025	NITTY as @ 28/01/2024	PPT
1Month	22.0975	22.8392	-0.74
3 Months	21.3453	21.7476	-0.40
6 Months	22.7199	23.2532	-0.53
12 Months	26.1953	26.4689	-0.27

Source: FMDQ

Bond Name	Maturity (Years)	Bid Price	Daily Δ	Offer yield	Yield YTD PPT Δ
16.29% FGN MAR 2027	10	92.09	0.00	21.04%	0.080
12.50% FGN MAR 2035	15	67.35	0.00	20.16%	0.052
16.25% FGN APR 2037	20	85.36	0.00	19.40%	0.040
12.98% FGN MAR 2050	30	73.64	0.00	17.70%	0.016

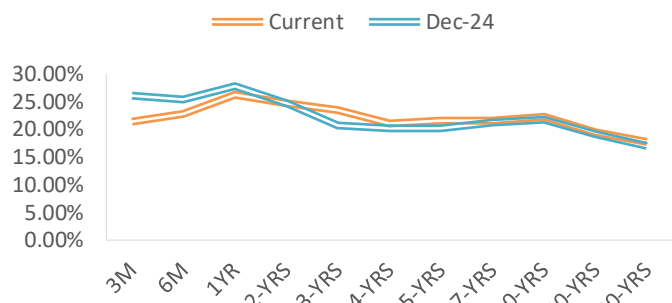
Source: FMDQ

Eurobond Name	Maturity (Years)	Bid Price	Daily Δ	Offer Yield	Yield YTD PPT Δ
6.50 NOV 28, 2027	10	95.68	0.09	8.24%	-0.004
7.69% FEB 23, 2038	20	82.51	0.30	10.14%	-0.002
7.62% NOV 28, 2047	30	77.40	0.45	10.19%	-0.002

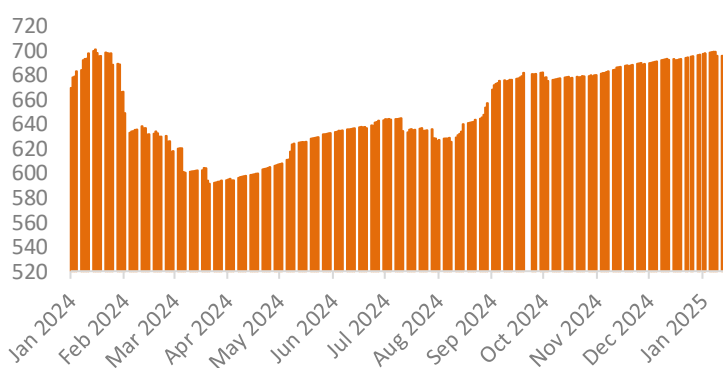
Source: FMDQ



## NAIRA YIELD CURVE



## S&P / FMDQ Nigeria Sovereign Bond Index (NGN)



Source: S&P Dow Jones Bond Indices, Cowry Research

## Money Market

In the money market, the Nigerian Interbank Offered Rate (NIBOR) displayed mixed trends across tenors. The overnight and 6-month rates increased by 0.81% and 0.15%, closing at 27.67% and 29.08%, respectively. Conversely, the 1-month and 3-month rates declined by 0.11% and 0.27%, settling at 27.25% and 28.18%, respectively. Similarly, key money market indicators, including the Open Repo Rate (OPR) and the Overnight Lending Rate, rose by 0.44% and 0.50%, closing at 26.94% and 27.50%, respectively.

The Nigerian Interbank Treasury Bills True Yield (NITTY) declined across all maturities due to strong investor sell pressure. Similarly, the secondary market for Nigerian Treasury Bills experienced bullish momentum, as heightened investor sentiment drove a 1.33% decrease in the average yield, closing at 23.44%.

## Bond Market

The secondary market for FGN bonds demonstrated positive momentum, as the average yield declined by 0.01% to close at 20.70%.

Bullish sentiment across Nigeria's sovereign Eurobonds market, spanning the short, mid, and long ends of the yield curve, resulted in a 5-basis-point decline in the average yield, which settled at 9.38%.

## Foreign Exchange Market

In the foreign exchange market, the Naira appreciated by 0.79% in the official window, closing at ₦1,510.72 per dollar. Similarly, the Naira ended the day at ₦1,623 per dollar in the parallel market.

## Global Commodity Market

In the global commodity market, oil prices fell on Wednesday, with Brent Crude decreasing by 0.34% to settle at \$77.23 per barrel, while West Texas Intermediate (WTI) declined by 0.33% to close at \$73.52 per barrel.

USD/NGN Exchange Rate	29/01/2025	Previous	Daily %
NAFEM	₦1,510.72	₦1,522.68	0.79%
Parallel	₦1,623	₦1,620	-0.18%

Major Currencies & Commodities	29/01/2025	Daily %	Yearly %
EURUSD	1.0387	-0.41%	-4.18%
GBPUSD	1.240	-0.35%	-2.35%
USDZAR	18.7011	0.19%	-0.54%
USDEGP	50.2271	0.11%	62.39%
Crude Oil, \$/bbl	73.523	-0.33%	3.60%
Brent, \$/bbl	77.228	-0.34%	4.44%
Natural Gas, \$/MMBtu	3.129	0.21%	-20.33%
Coal, \$/T	115.05	0.44%	-7.63%
Gold, \$/t.oz	2756.85	-0.21%	5.78%
Wheat, \$/Bu	551.28	1.11%	0.55%
Palm Oil, MYR/T	4282	0.00%	-5.93%
Cocoa, \$/T	11607.12	1.85%	3.75%

### IMPORTANT DISCLOSURES

This report is produced by the Research Desk, Cowry Asset Management Limited (COWRY) as a guideline for Clients that intend to invest in securities on the basis of their own investment decision without relying completely on the information contained herein. The opinion contained herein is for information purposes only and does not constitute any offer or solicitation to enter into any trading transaction. While care has been taken in preparing this document, no responsibility or liability whatsoever is accepted by any member of COWRY for errors, omission of facts, and any direct or consequential loss arising from the use of this report or its contents.



# Cowry Daily Market Insight 29 January 2025

Corporate Bond Issuer	Description	Issue Date	Maturity Date	Coupon (%)	Yield (%)	Daily Δ
FLOUR MILLS OF NIGERIA PLC	11.10 FLOURMILLS IIIB 27-FEB-2025	27-Feb-20	27-Feb-25	11.10	27.78	-0.30
LAPO MFB SPV PLC	13.00 LAPO MFB II 30-MAR-2025	30-Mar-20	30-Mar-25	13.00	24.41	-1.83
DANGOTE CEMENT PLC	12.50 DANGCEM I 30-APR-2025	24-Apr-20	30-Apr-25	12.50	25.55	-3.11
UNITED CAPITAL PLC	12.50 UNICAP I 28-MAY-2025	28-May-20	28-May-25	12.50	25.39	-2.94
PARTHIAN PARTNERS FUNDING SPV PLC	13.50 PAPF SPV I 27-Jul-2025	27-Jul-22	27-Jul-25	13.50	24.22	-2.35
UNION BANK OF NIGERIA PLC	15.75 UNION II 3-SEP-2025	07-Sep-18	03-Sep-25	15.75	23.78	-2.02
STERLING INV. MGT. PLC	16.25 STERLING INV. II 6-OCT-2025	05-Oct-18	06-Oct-25	16.25	26.36	-1.70
WEMA FUNDING SPV PLC	16.50 WEMA FUNDING SPV II 12-OCT-2025	12-Oct-18	12-Oct-25	16.50	26.45	-1.64
CORONATION MB FUNDING SPV PLC	6.25 CORO MB SPV I 30-NOV-2025	30-Nov-20	30-Nov-25	6.25	25.45	-1.18
FLOUR MILLS OF NIGERIA PLC	5.50 FLOURMILLS IV A 15-DEC-2025	14-Dec-20	15-Dec-25	5.50	24.17	-1.04
CARDINALSTONE FINANCING SPV PLC	7.00 CARDINAL SPV I 30-DEC-2025	30-Dec-20	30-Dec-25	7.00	23.58	-1.75
FSDH FUNDING SPV PLC	8.50 FSDH SPV PLC IA 16-FEB-2026	16-Feb-21	16-Feb-26	8.50	24.27	-0.54
FSDH FUNDING SPV PLC	8.00 FSDH SPV PLC IB 16-FEB-2026	16-Feb-21	16-Feb-26	8.00	24.27	-0.54
MECURE INDUSTRIES FUNDING SPV PLC	13.00 MECURE SPV PLC I 31-MAR-2026	31-Mar-21	31-Mar-26	13.00	25.58	-1.70
FLOUR MILLS OF NIGERIA PLC	14.5 FLOURMILL I 9-MAY-2026	09-May-23	09-May-26	14.50	24.43	-1.39
DANGOTE CEMENT PLC	12.50 DANGCEM IB 30-MAY-2026	26-May-21	30-May-26	12.50	22.80	-0.18
ACCESS BANK PLC	15.50 ACCESS BANK 23-JUL-2026	23-Jul-19	23-Jul-26	15.50	26.41	-0.67
MTN NIGERIA COMMUNICATIONS PLC	13.50 MTNN IA 30-SEP-2026	30-Sep-22	30-Sep-26	13.50	21.99	0.00
SUNDRY FOODS FUNDING SPV PLC	13.50 SUNDRY SPV PLC I 15-DEC-2026	15-Dec-21	15-Dec-26	13.50	23.94	-0.39
EAT & GO FINANCE SPV PLC	14.25 EAT & GO FINANCE SPV 17-DEC-2026	17-Dec-19	17-Dec-26	14.25	25.58	-0.43
DANGOTE CEMENT PLC	11.85 DANGCEM IIA 30-APR-2027	27-Apr-22	30-Apr-27	11.85	22.16	0.00
AXXELA FUNDING 1 PLC	14.30 AXXELA I 20-MAY-2027	20-May-20	20-May-27	14.30	24.37	-0.13
ACCELEREX SPV PLC	14.00 ACSP I 15-JUN-2027	15-Jun-22	15-Jun-27	14.00	24.25	0.00
NOVAMBL INVESTMENTS SPV PLC	12.00 NOVAMBL SPV I 23-JUL-2027	23-Jul-20	23-Jul-27	12.00	25.22	0.00
UNICAP	15.00 UNICAP II 14-SEP-2027	14-Sep-22	14-Sep-27	15.00	23.30	0.00
*NMRC	7.20 NMRC III 2-NOV-2027	02-Nov-20	02-Nov-27	7.20	24.47	0.01
VIATHAN FUNDING PLC	16.00 VIATHAN (GTD) 14-DEC-2027	15-Dec-17	14-Dec-27	16.00	22.00	0.00

[www.cowryasset.com](http://www.cowryasset.com)

#### IMPORTANT DISCLOSURES

This report is produced by the Research Desk, Cowry Asset Management Limited (COWRY) as a guideline for Clients that intend to invest in securities on the basis of their own investment decision without relying completely on the information contained herein. The opinion contained herein is for information purposes only and does not constitute any offer or solicitation to enter into any trading transaction. While care has been taken in preparing this document, no responsibility or liability whatsoever is accepted by any member of COWRY for errors, omission of facts, and any direct or consequential loss arising from the use of this report or its contents.



# Cowry Daily Market Insight 29 January 2025

Corporate Bond Issuer	Description	Issue Date	Maturity Date	Coupon (%)	Yield (%)	Daily Δ
FLOUR MILLS OF NIGERIA PLC	6.25 FLOURMILLS IV B 14-DEC-2027	14-Dec-20	14-Dec-27	6.25	23.12	0.01
BUA CEMENT PLC	7.50 BUACEM I 30-DEC-2027	30-Dec-20	30-Dec-27	7.50	21.99	0.00
*ARADEL HOLDINGS PLC	17.00 ARAD I 13-JAN-2028	13-Jan-23	13-Jan-28	17.00	22.01	0.00
MTN NIGERIA COMMUNICATIONS PLC	13.00 MTN COM PLC I 5-MAY-2028	05-May-21	05-May-28	13.00	22.40	0.00
DANGOTE CEMENT PLC	13.50 DANGCEM IC 30-MAY-2028	26-May-21	30-May-28	13.50	22.55	0.00
C&I LEASING PLC	15.50 C&I LEASING II 3-JUN-2028	03-Jun-21	03-Jun-28	15.50	23.66	0.01
CERPAC RECEIVABLES FUNDING SPV PLC	14.50 CERPAC-SPV III 15-JUL-2028	10-Sep-21	15-Jul-28	14.50	24.36	0.00
SUNDRY FOODS FUNDING SPV PLC	16.00 SUNDRY SPV PLC II 23-OCT-2028	23-Oct-23	23-Oct-28	16.00	22.27	0.00
ARDOVA PLC	13.30 ARDOVA PLC IA 12-NOV-2028	12-Nov-21	12-Nov-28	13.30	22.55	0.00
EAT & GO FINANCE SPV PLC	13.25 EAT & GO FINANCE SPV 8-MAR-2029	08-Mar-22	08-Mar-29	13.25	24.28	0.00
PRESKO PLC	12.85 PRESKO PLC 5-APR-2029	05-Apr-22	05-Apr-29	12.85	23.13	0.00
DANGOTE CEMENT PLC	12.35 DANGCEM IIB 30-APR-2029	27-Apr-22	30-Apr-29	12.35	22.74	0.00
*FLOUR MILLS OF NIGERIA PLC	22.00 FLOURMILLS II 30-MAY-2029	30-May-24	30-May-29	22.00	24.46	0.00
UNION BANK OF NIGERIA PLC	16.20 UNION III 27-JUN-2029	27-Jun-19	27-Jun-29	16.20	25.02	0.00
DANGOTE INDUSTRIES FUNDING PLC	12.75 DANGIFP IA 19-JUL-2029	19-Jul-22	19-Jul-29	12.75	23.53	0.00
GEREGU POWER PLC	14.50 GERP I 28-JUL-2029	28-Jul-22	28-Jul-29	14.50	24.15	0.00
*NMRC	14.90 NMRC I 29-JUL-2030	29-Jul-15	29-Jul-30	14.90	22.54	0.01
TSL SPV PLC	10.00 TSL SPV I (GTD) 6-OCT-2030	06-Oct-20	06-Oct-30	10.00	24.17	0.01
FBNQ MB FUNDING SPV PLC	6.25 FBNQ MB SPV II 16-DEC-2030	16-Dec-20	16-Dec-30	6.25	23.39	0.00
FIDELITY BANK PLC	8.50 FIDELITY I 7-JAN-2031	07-Jan-21	07-Jan-31	8.50	23.42	0.00
EAT & GO FINANCE SPV PLC	18.00 EGFS 22-FEB-2031	22-Feb-24	22-Feb-31	18.00	24.56	0.01
PRIMERO BRT SECURITISATION SPV PLC	17.00 PRIMERO BRT-SPV 27-OCT-2031	24-May-19	27-Oct-31	17.00	24.29	0.00
MTN NIGERIA COMMUNICATIONS PLC	12.75 MTN COM PLC II 4-NOV-2031	04-Nov-21	04-Nov-31	12.75	23.52	0.00
ARDOVA PLC	13.65 ARDOVA PLC IB 12-NOV-2031	12-Nov-21	12-Nov-31	13.65	23.38	0.00
GPC-SPV COMPANY PLC	13.00 GPC SPV PLC (GTD) 23-NOV-2031	23-Nov-21	23-Nov-31	13.00	23.29	0.00
PAT DIGITAL INFRA FUND SPV PLC	13.25 PAT SPV PLC (GTD) 2-FEB-2032	02-Feb-22	02-Feb-32	13.25	22.58	0.00
DANGOTE CEMENT PLC	13.00 DANGCEM IIC 30-APR-2032	27-Apr-22	30-Apr-32	13.00	22.86	0.00
DANGOTE INDUSTRIES FUNDING PLC	13.50 DANGIFP IB 19-JUL-2032	19-Jul-22	19-Jul-32	16.75	21.47	0.00
MTN NIGERIA COMMUNICATIONS PLC	14.50 MTNN IB 30-SEP-2032	30-Sep-22	30-Sep-32	14.50	21.51	0.01
DANGOTE INDUSTRIES FUNDING PLC	16.75 DANGIFP II 5-DEC-2032	05-Dec-22	05-Dec-32	16.75	20.94	0.00
*NMRC	13.80 NMRC II 15-MAR-2033	21-May-18	15-Mar-33	13.80	22.12	0.00
					22.95	0.00
AXXELA FUNDING 1 PLC	21.00 AXXELA I 12-APR-2034	12-Apr-24	12-Apr-34	21.00	31.77	0.00
GEL UTILITY FUNDING SPV PLC	15.15 GEL UTILITY-SPV (GTD) 28-AUG-2034	28-Aug-19	28-Aug-34	15.15	23.67	0.00
LFZC FUNDING SPV PLC	13.25 LFZC II 16-MAR-2042	10-May-22	16-Mar-42	13.25	20.48	0.00
LFZC FUNDING SPV PLC	15.25 LFZC III 29-MAR-2043	29-Mar-23	29-Mar-43	19.76	20.35	0.00
FCMB GROUP PLC	16.00 FCMB I (PERP)	16-Feb-23	-	16.00	23.56	0.00
FCMB GROUP PLC	16.00 FCMB II (PERP)	24-Oct-23	-	16.00	22.73	0.00

[www.cowryasset.com](http://www.cowryasset.com)

#### IMPORTANT DISCLOSURES

This report is produced by the Research Desk, Cowry Asset Management Limited (COWRY) as a guideline for Clients that intend to invest in securities on the basis of their own investment decision without relying completely on the information contained herein. The opinion contained herein is for information purposes only and does not constitute any offer or solicitation to enter into any trading transaction. While care has been taken in preparing this document, no responsibility or liability whatsoever is accepted by any member of COWRY for errors, omission of facts, and any direct or consequential loss arising from the use of this report or its contents.